

Software Training: **Student Login**





Welcome to ConsumerMath.org

- This presentation will students how to login to the Financial Grading Software, and what they can do from their login.



Student Access



Students need two things to access their Student Login:

Username & Password

Username

The student's username and password is auto-generated when a student is added, but can later be edited by either the teacher or the student.

The auto-generated username will be a random set of **case-sensitive** numbers and letters.

The password will be the **last 5 digits** of that username.

First name	Last name	Student number	User name	Password	Job title	-	+
Wesley	Whales	644575			Unemployed ▾		

Editing the Username Method 1


There are three ways to edit the student's user name and password.

From the Course screen, you can edit existing students, including their login information.

Students					
First name	Last name	Student number	User name	Password	Job title
<input type="text" value="Harrison"/>	<input type="text" value="Hearst"/>	<input type="text" value="678901"/>	<input type="text" value="Al67Df7"/>	<input type="password" value="....."/>	<input type="text" value="Unemployed"/> ▾
<input type="text" value="Jonathan"/>	<input type="text" value="Jacobson"/>	<input type="text" value="345678"/>	<input type="text" value="fl79Sjf7"/>	<input type="password" value="....."/>	<input type="text" value="Unemployed"/> ▾
<input type="text" value="Kaitlynn"/>	<input type="text" value="Kemp"/>	<input type="text" value="567890"/>	<input type="text" value="LPFs09f"/>	<input type="password" value="....."/>	<input type="text" value="Unemployed"/> ▾
<input type="text" value="Kaylee"/>	<input type="text" value="Klark"/>	<input type="text" value="456789"/>	<input type="text" value="Kda87s9"/>	<input type="password" value="....."/>	<input type="text" value="Unemployed"/> ▾

Editing the Username Method 2

From the Students page, click the edit icon for the students whose information you wish to edit.



Students

Editing Wesley

First name
Wesley

Last name
Whales

Student number
644575

User name
Kda87s9

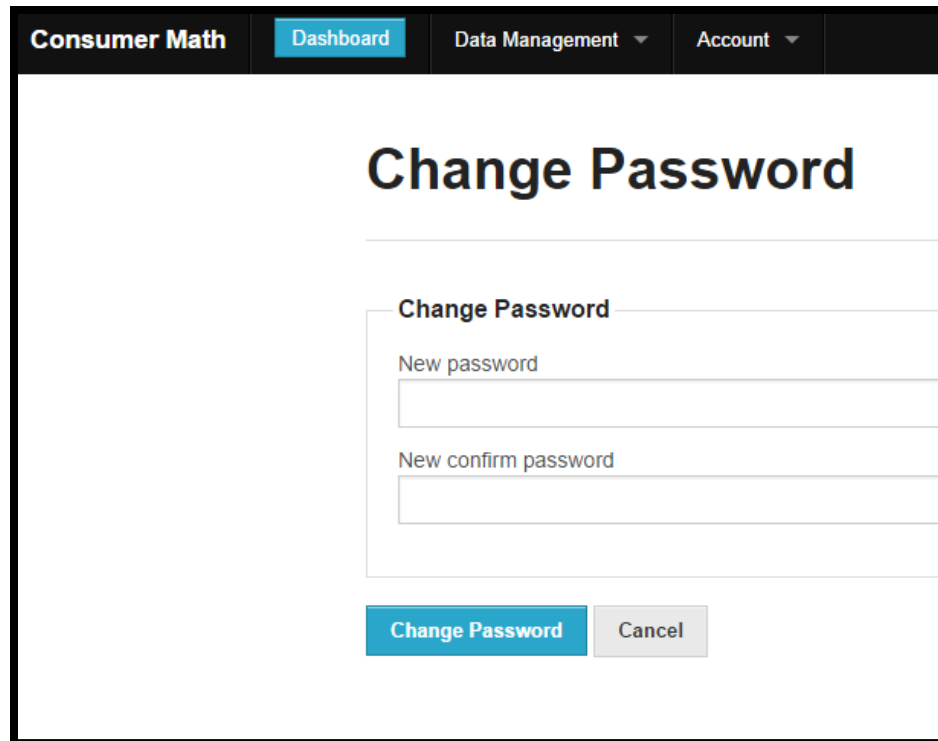
Password

Company
Pencil Pushers

Editing the Username

Method 3

The student can edit their login information after logging in for the first time. Using the Account tab, they can access the Change Password screen.





The screenshot shows the 'Change Password' screen within the Consumer Math application. The top navigation bar includes 'Consumer Math', 'Dashboard', 'Data Management', and 'Account'. The main content area is titled 'Change Password' and contains a form with two input fields: 'New password' and 'New confirm password'. Below the form are two buttons: 'Change Password' and 'Cancel'.

Remembering the Username

Later, the easiest way for students to find their login name is for them to look on their paychecks. The Routing Number on the check has two numbers in parenthesis. The second number (or word) is their username.

The username and password are case sensitive!

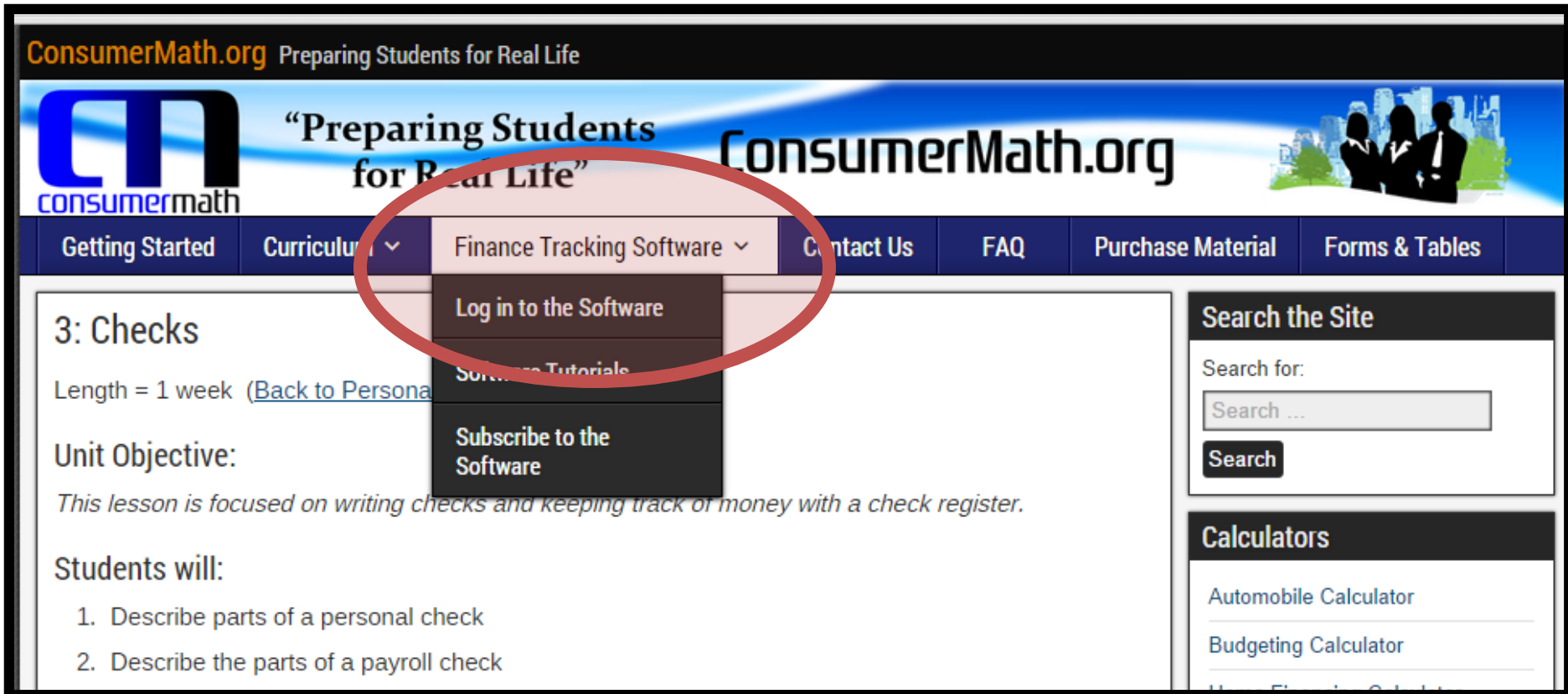
	Skilled Labor Hunter Kids	Check No. 30 08/15/14 Date
Pay to the Order of <u>Samuel Hunter</u> Six dollars and forty-five cents		\$6.45
	Main Office (559) 123-4567 123 Frankie Lane Huntersville, CA	<u>Rayanna Hunter</u> Hunter Home
For <u>Payroll 2014-08-15</u>		Routing: (2) & (Kda87s9)

Base Rate	\$8.50	Withholdings	
Hours Worked	5	Federal Tax	\$6.38
Wages	\$42.50	Fica Med	\$0.85
Gross	\$42.50	Fica Ss	\$2.13
Fines Pre-Tax	\$0.00	State Tax	\$1.70
Withholdings	\$38.05	Union Dues	\$25.00
Fine Post-Taxes	\$0.00	Total	\$36.05
Net	\$6.45		
		Samuel Hunter	
		EE# 2	
		Check No. 30	
		Payroll 2014-08-15	

Ex: Kda87s9

Where to login

Students login to the software in the same place the teachers do. It can be accessed through the ConsumerMath.org webpage...



The screenshot shows the ConsumerMath.org website interface. The header includes the logo and the tagline "Preparing Students for Real Life". The navigation menu contains links for "Getting Started", "Curriculum", "Finance Tracking Software", "Contact Us", "FAQ", "Purchase Material", and "Forms & Tables". A red oval highlights the "Finance Tracking Software" dropdown menu, which contains the following options: "Log in to the Software", "Software Tutorials", and "Subscribe to the Software". The main content area displays a lesson titled "3: Checks" with a length of 1 week and a unit objective. The sidebar on the right features a search bar and a section for calculators.

ConsumerMath.org Preparing Students for Real Life

CM consumermath "Preparing Students for Real Life" ConsumerMath.org

Getting Started Curriculum Finance Tracking Software Contact Us FAQ Purchase Material Forms & Tables

Log in to the Software

Software Tutorials

Subscribe to the Software

3: Checks

Length = 1 week ([Back to Personal Finance](#))

Unit Objective:

This lesson is focused on writing checks and keeping track of money with a check register.

Students will:

1. Describe parts of a personal check
2. Describe the parts of a payroll check

Search the Site

Search for:

Search ...

Search

Calculators

Automobile Calculator

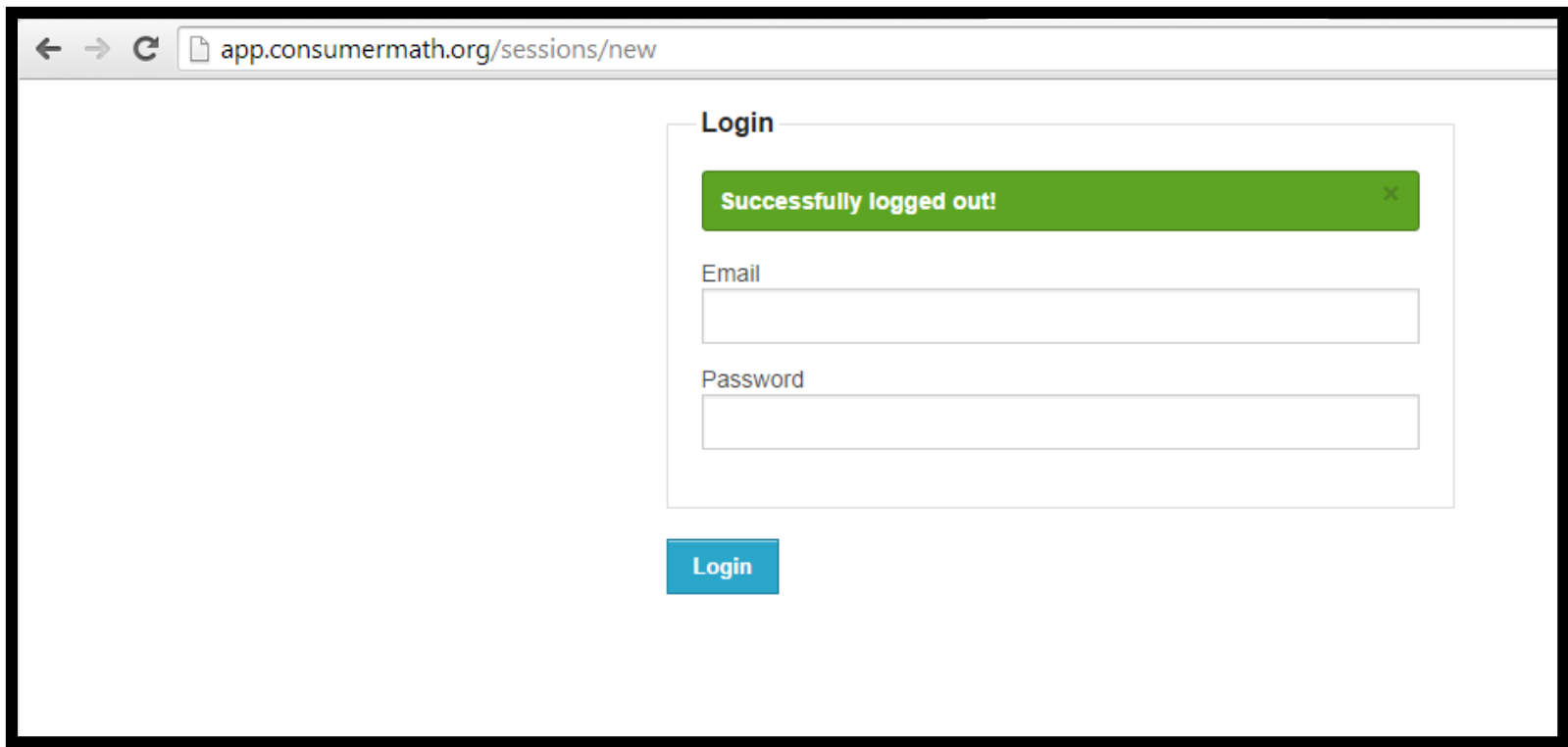
Budgeting Calculator



Where to login



...or directly at app.consumermath.org.





Where to login



Enter your Username and Password:
Remember that they are case sensitive!

Login

Email

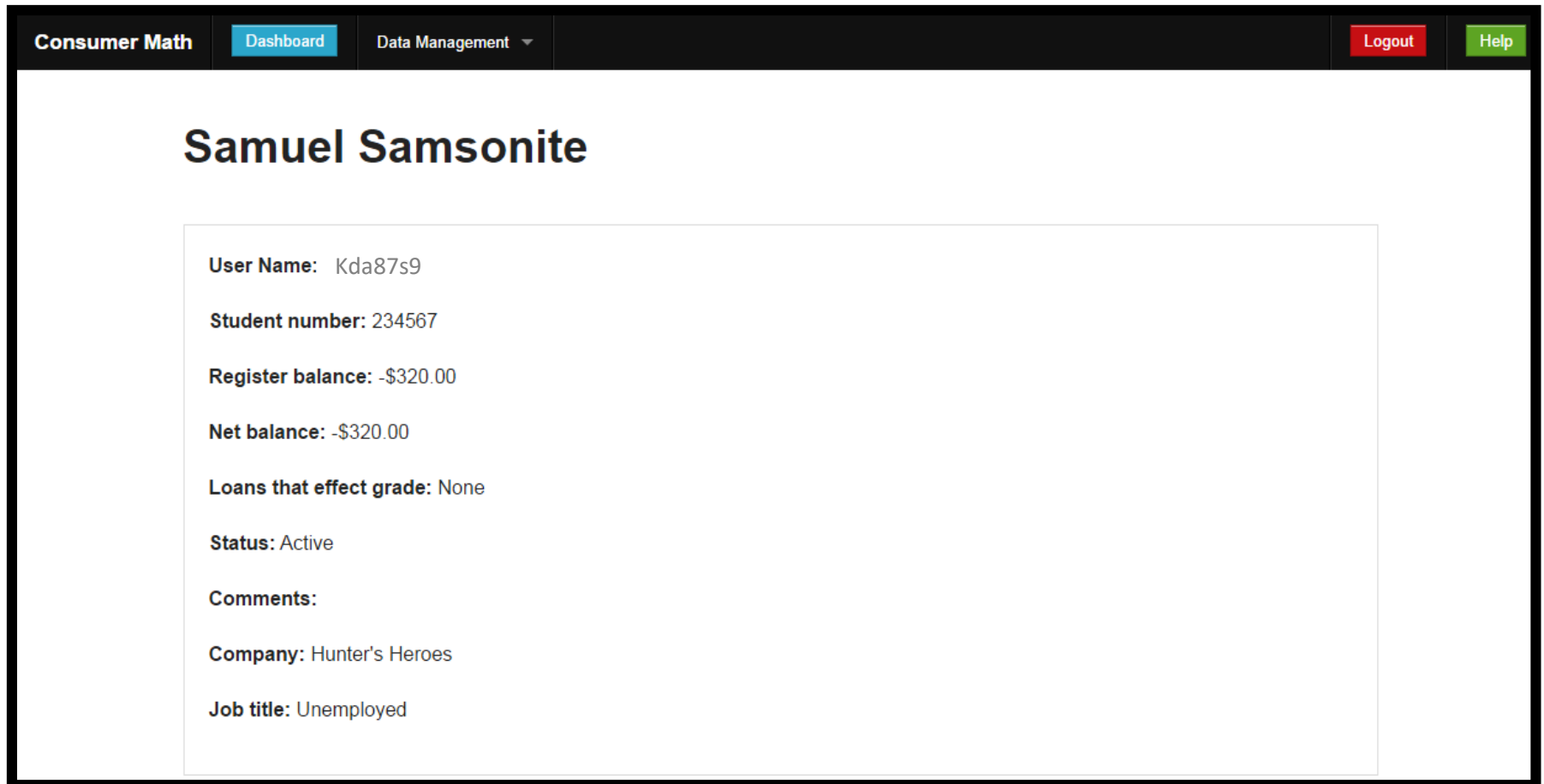
Password

[Login](#)



Student Dashboard

This is what the student will see when they login:

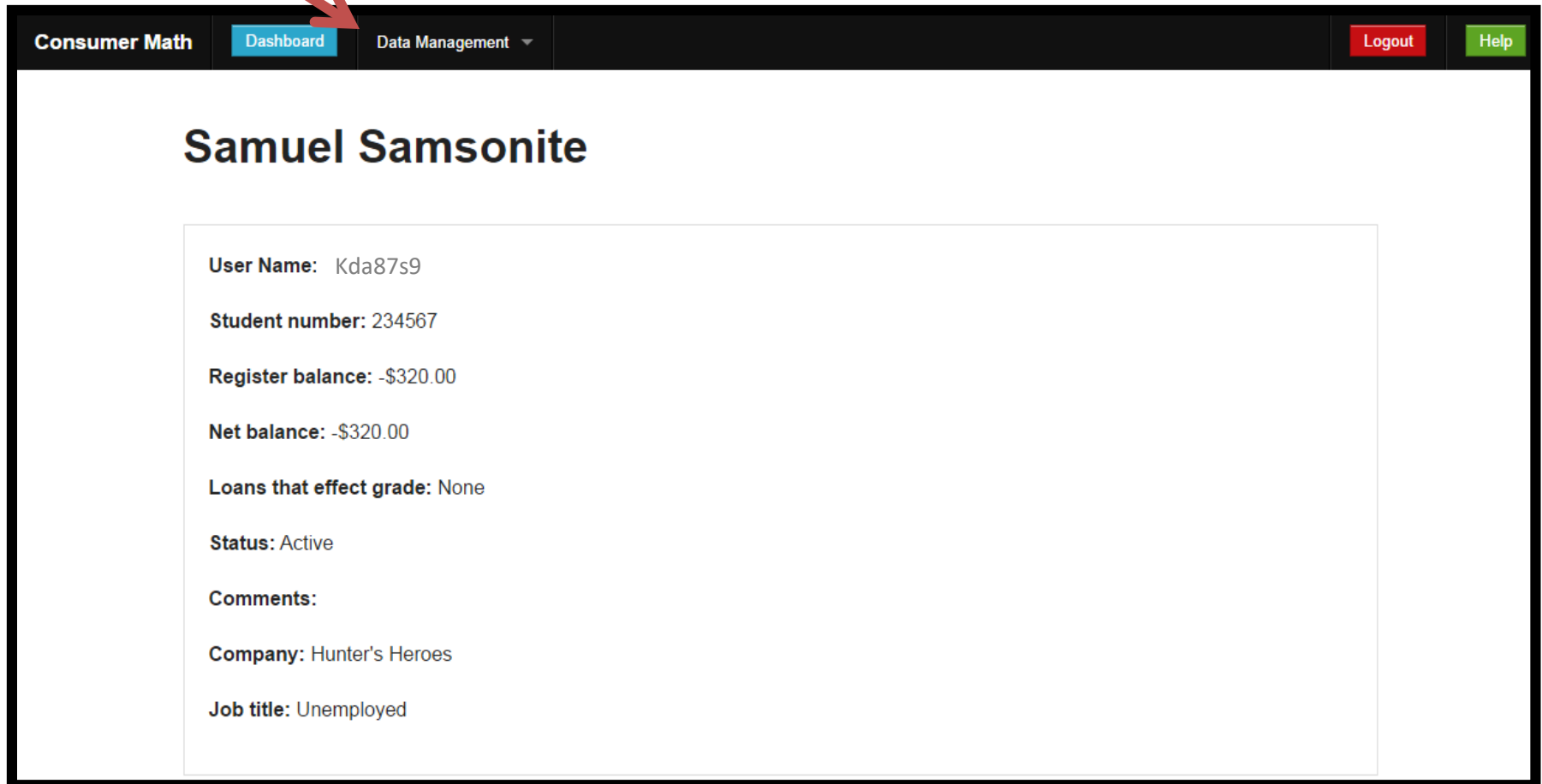


The screenshot shows a web interface for 'Consumer Math'. The top navigation bar includes 'Consumer Math', 'Dashboard' (highlighted), 'Data Management', 'Logout', and 'Help'. The main content area displays the name 'Samuel Samsonite' and a list of user details:

- User Name:** Kda87s9
- Student number:** 234567
- Register balance:** -\$320.00
- Net balance:** -\$320.00
- Loans that effect grade:** None
- Status:** Active
- Comments:**
- Company:** Hunter's Heroes
- Job title:** Unemployed

What Students Can Do

The **Data Management** Tab allows students to do two things:
View History and Submit Bill Changes



Consumer Math [Dashboard](#) **Data Management** [Logout](#) [Help](#)

Samuel Samsonite

User Name: Kda87s9

Student number: 234567

Register balance: -\$320.00

Net balance: -\$320.00

Loans that effect grade: None

Status: Active

Comments:

Company: Hunter's Heroes

Job title: Unemployed

View History

Consumer Math [Dashboard](#) [Data Management](#) [Logout](#) [Help](#)

Samuel Samsonite [Print History](#) Username: Kda87s9 Student Number: 234567 Register Balance: -\$320.00 Net Balance: -\$320.00

Reconcilliations

Student Balance	Register Balance	Adjustment	Comments	Reconcile Date
\$0.00	\$0.00	\$0.00		09/01/2014

Account Details

Un-deposited Paychecks

Payroll Date	Days Attended	Status	Paycheck Type	Company	Total
No Un-deposited Paychecks found.					

Unpaid Bills [Print Unpaid Bills](#)

Name	Bill Amount	Status	Company	Due Date
No Unpaid Bills found.				

Withholding Summary

This page allows the student to see what activities have occurred on their account. They can check for errors or print their record.

View History

Consumer Math | [Dashboard](#) | [Data Management](#) | [Logout](#) | [Help](#)

» Submit Bill Changes

Samuel Samsonite
(234567)
Instructor: Rayanna Hunter
Course: Period 2

Utilities	<input type="text" value="40.00"/>	<input type="text" value="Hunter's Heroes"/>	-
Rent	<input type="text" value="100.00"/>	<input type="text" value="Hunter's Heroes"/>	-
Misc.	<input type="text" value="40.00"/>	<input type="text" value="Hunter's Heroes"/>	-
Gas, Maintenance	<input type="text" value="40.00"/>	<input type="text" value="Hunter's Heroes"/>	-
Food	<input type="text" value="60.00"/>	<input type="text" value="Hunter's Heroes"/>	-
Car Payment	<input type="text" value="40.00"/>	<input type="text" value="Hunter's Heroes"/>	-

[+ Add Bill](#)

This page allows the student to see what activities have occurred on their account. They can check for errors or print their record.

View History

Consumer Math [Dashboard](#) Data Management [Logout](#) [Help](#)

» Submit Bill Changes

Samuel Samsonite
(234567)

Instructor: Rayanna Hunter

Course: Period 2

Utilities	<input type="text" value="40.00"/>	<input type="text" value="Hunter's Heroes"/>	-
Rent	<input type="text" value="100.00"/>	<input type="text" value="Hunter's Heroes"/>	-
Misc.	<input type="text" value="40.00"/>	<input type="text" value="Hunter's Heroes"/>	-
Gas, Maintenance	<input type="text" value="40.00"/>	<input type="text" value="Hunter's Heroes"/>	-
Food	<input type="text" value="60.00"/>	<input type="text" value="Hunter's Heroes"/>	-
Car Payment	<input type="text"/>	<input type="text"/>	-

Students should submit changes online for the teacher's approval, but they must still turn in the supporting evidence showing where they obtained those numbers.



That's it!

Check out these other tutorials
for more in depth training:

Quick Start Guide

The First 4 Weeks

Running Payroll

Grading with Money

Hints for First Time Teachers